



1ST ACACIA SRIM SME GROWTH UNIT FUND
Statement of Financial Position (Un-audited)
as at September 30, 2020

		Amount in Taka 30-Sep-20
<u>ASSETS</u>		
Investments (Fair value)	1	41,070,659
Cash & cash equivalents	2	40,043,631
Dividend and Interest Receivables	3	1,608,422
Receivables from brokerage house	4	1,497
Advance, deposit & prepayments	5	133,234
Issue and preliminary expenses	6	1,453,059
		84,310,502
<u>UNIT HOLDERS' EQUITY AND LIABILITY</u>		
Fund capital		80,000,000
Unrealized gain		618,103
Retained earnings		2,307,255
		82,925,358
Accounts payable	7	1,385,143
		1,385,143
		84,310,502
Net Assets Value (Fair value)		82,925,358
No. of unit		8,000,000
		10.37
Net Assets Value (Cost)		82,307,255
No. of unit		8,000,000
		10.29


On behalf of 1st ACACIA SRIM SME Growth Unit Fund:



Chairman, Trustee .
Sentinel Trustee and
Custodial Services Ltd.



Member, Trustee
Sentinel Trustee and
Custodial Services Ltd.



Asset Manager
ACACIA SRIM Ltd.

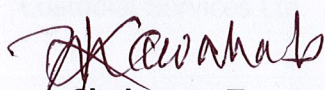
Dhaka
Date: October 29, 2020



1ST ACACIA SRIM SME GROWTH UNIT FUND
Statement of Profit or Loss and Other Comprehensive Income (Un-audited)
For the period from August 09, 2020 to September 30, 2020

	<u>Amount in Taka</u> <u>August 09, 2020 to</u> <u>Sep 30, 2020</u>
<u>INCOME</u>	
Profit on sale of marketable securities	518,610
Dividend income-Listed Securities	525,000
Interest income	1,694,448
Total income	2,738,058
<u>EXPENSES</u>	
Management fee	272,104
Trustee fee	90,539
DSE IPO enlistment fee	25,000
Amortization on issue and preliminary Expenses	30,780
BSEC annual fee	9,320
Connectivity charges	3,000
Bank charges	58
Operating expenses	430,802
Net profit before provision	2,307,255
(Provision) or write back against Investment	-
Net profit after provision	2,307,255
Earnings per unit (EPU)	0.29


On behalf of 1st ACACIA SRIM SME Growth Unit Fund:



Chairman, Trustee
Sentinel Trustee and
Custodial Services Ltd.



Member, Trustee
Sentinel Trustee and
Custodial Services Ltd.




Asset Manager
ACACIA SRIM Ltd.


Dhaka
Date: October 29, 2020

1ST ACACIA SRIM SME GROWTH UNIT FUND
Statement of Changes in Equity
For the period from August 09, 2020 to September 30, 2020

Particulars	Unit Capital Fund	Unrealized Gain	Retained Earnings	Amount in Taka
				Total Equity
Opening Balance as at 09 August 2020	80,000,000	-	-	80,000,000
Profit during the period	-	-	2,307,255	2,307,255
Unrealized gain	-	618,103		618,103
Closing Balance as at 30 Sep 2020	80,000,000	618,103	2,307,255	82,925,358

On behalf of 1st ACACIA SRIM SME GROWTH UNIT FUND:


Chairman, Trustee
 Sentinel Trustee and
 Custodial Services Ltd.


Member, Trustee
 Sentinel Trustee and
 Custodial Services Ltd.



Asset Manager
 ACACIA SRIM Ltd.

Dhaka
 Date: October 29, 2020


1ST ACACIA SRIM SME GROWTH UNIT FUND
Statement of Cash Flows (Un-audited)
For the period from August 09, 2020 to September 30, 2020

Particulars	Amount in Taka August 09 to Sep 30, 2020
Cash Flows from / (used) in Operating Activities:	
Interest Income	611,026
Net Income on sale of marketable securities	518,610
Operating Expenses	(170,613)
Net Cash from Operating Activities	959,023
Cash Flows from / (used) in Investing Activities:	
Net Investments	(40,915,392)
Net Cash Out Flows from Investing Activities	(40,915,392)
Cash Flows from / (used) in Financing Activities :	
Fund Capital	80,000,000
Net Cash used in Financing Activities	80,000,000
Net Increase / (Decrease) Cash	40,043,631
Cash & Cash Equivalents at the Beginning of the year	-
Cash and Cash Equivalents at the end of the year	40,043,631
Net Operating Cash Flow Per Unit (NOCFPU)	0.12

On behalf of 1st ACACIA SRIM SME GROWTH UNIT FUND:



Chairman, Trustee .
Sentinel Trustee and
Custodial Services Ltd.



Member, Trustee
Sentinel Trustee and
Custodial Services Ltd.



Asset Manager
ACACIA SRIM Ltd.

Dhaka
Date: October 29, 2020

1ST ACACIA SRIM SME GROWTH UNIT FUND

Notes to the Accounts

Amounts in Taka

30-09-20

1 Investments (Fair value)

Investment in listed securities at fair value (Note: 1.01)

41,070,659

41,070,659

1.01 Fair value of listed security investments:

Sector	Amount in Taka			
	Number of Shares	Cost	Fair Value As On September 30,2020	Required Provision / Excess Gain
Bank	484,000	14,563,392	14,839,900	276,508
Insurance	246,994	7,711,097	7,780,311	69,214
Mutual Funds	2,881,978	17,137,867	17,436,214	298,346
Tannery	1,437	1,040,200	1,014,235	(25,965)
Total		40,452,556	41,070,659	618,103

2 Cash and cash equivalents

Operational account

Southeast Bank Ltd.-(00131000000043)

40,042,266

Escrow account

Southeast Bank Ltd.-(00131000000053)

1,365

40,043,631

3 Dividend receivables

Particulars

NCC Bank

525,000

525,000

4 Receivables from brokerage house

Receivables from brokerage house

1,497

1,497

5 Advance, deposit and prepayments

Advance income tax

62,555

SEC annual fee

70,680

133,234

6 Issue and preliminary expenses and

Opening balance

1,483,839

Less: Amortization during the period

(30,780)

1,453,059

7 Accounts payable

Management fee

261,220

Trustee fee

90,539

VAT & Tax

10,884

Formation fee and others payable

1,022,500

1,385,143

Dhaka

Date: October 29, 2020

